

# GRR Score Samples

## About GRR:

Our GRR model incorporates 10 distinct categories of data. Through precise weighting and thresholds for each category, we quantify relative risk levels for individual companies. Subscribing to our data feeds allows you to curate portfolios of companies. The system not only ranks individual securities within the portfolio but also assesses the overall portfolio risk. For those seeking a deeper understanding, the system offers full transparency into the underlying data, empowering you to make informed decisions.

## Score Explanation:

The GRR scoring system, ranging from 1 to 3, categorizes risks to provide a nuanced perspective. Scores below 2.3 indicate a high risk, while those between 2.3 and 2.6 suggest a moderate risk. Scores above 2.6 are classified as low risk. Scores are color coded to indicate risk. The trend compares the current score to the previous quarters score.

## For more information

J.H. Whitney Data Services  
45 Rockefeller Plaza, 20<sup>th</sup> Floor  
New York, NY 10111  
W: <https://www.jhwhitney.com/>  
P: 212.835.1952  
E: [info@jhwhitney.com](mailto:info@jhwhitney.com)

## Table of Contents

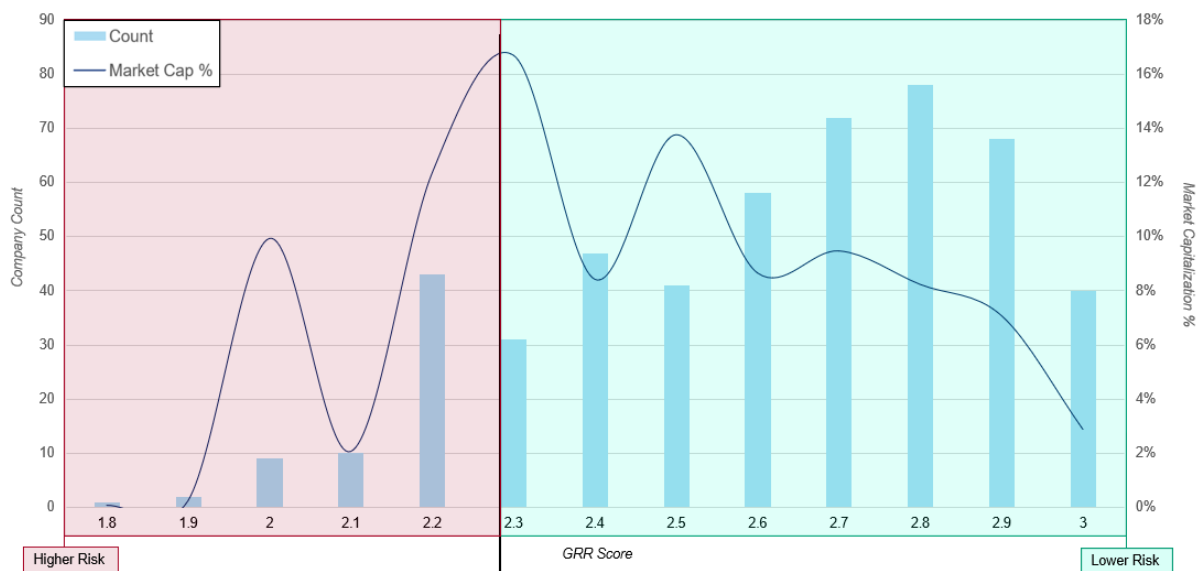
<b>S&amp;P 500</b> .....	<b>2</b>
<b>Dow Jones</b> .....	<b>3</b>
<b>NASDAQ</b> .....	<b>4</b>
<b>Nikkei 225</b> .....	<b>5</b>

### S&P 500

Name	Market Weight	GRR Score	Country of Incorporation	Foreign Ownership	Geographic Revenue	Geographic Assets	JVs	Customers	Suppliers	Strategic Alliances	Board	SAM
Apple Inc.	7.2%	2.02	To review Factor Scores, please reach out to us at +1 212.835.1952 or info@jhwhitney.com									
Microsoft Corporation	6.5%	2.37										
Alphabet Inc.	4.0%	2.55										
Amazon.com, Inc.	3.7%	2.55										
NVIDIA Corporation	2.9%	2.37										
Meta Platforms, Inc.	2.1%	2.28										
Tesla, Inc.	1.9%	2.02										
Berkshire Hathaway Inc.	1.9%	2.73										
Broadcom Inc.	1.3%	2.28										
Visa Inc.	1.2%	2.64										

\*Score Classified as High-Risk

\*Score Classified as Low-Risk



Data As of December 19, 2023

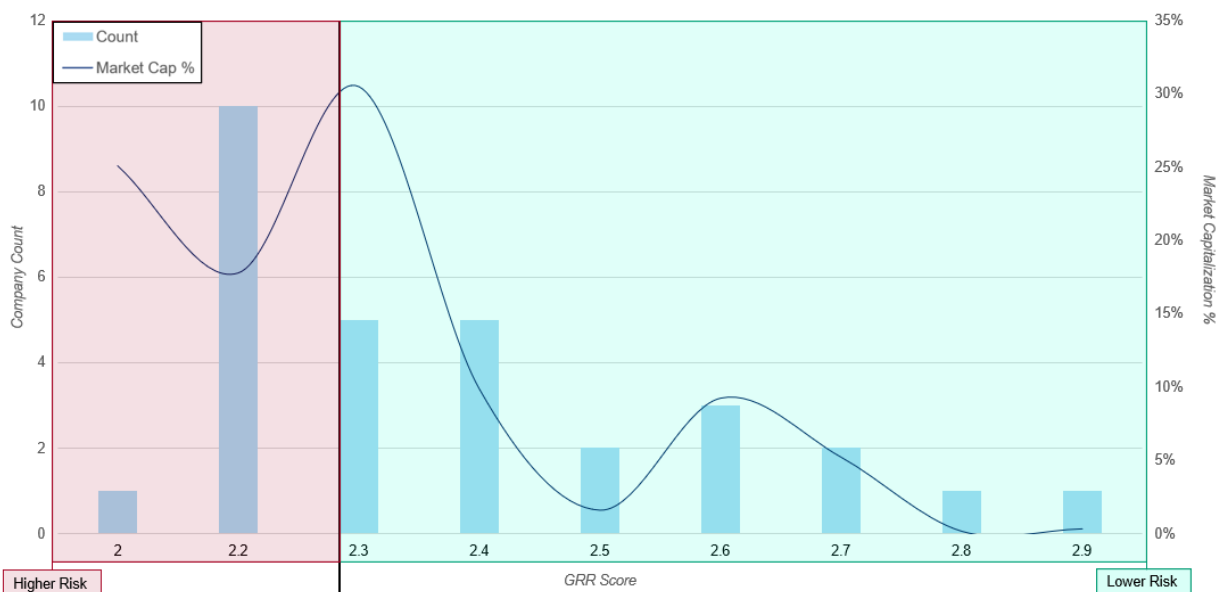
### Dow Jones Industrial Average

Name	Market Weight	GRR Score	Country of Incorporation	Foreign Ownership	Geographic Revenue	Geographic Assets	JVs	Customers	Suppliers	Strategic Alliances	Board	SAM
Apple Inc.	25.1%	2.02										
Microsoft Corporation	22.8%	2.37										
Visa Inc.	4.3%	2.64										
UnitedHealth Group Incorporated	4.0%	2.73										
JPMorgan Chase & Co.	4.0%	2.46										
Walmart Inc.	3.4%	2.37										
Johnson & Johnson	3.1%	2.28										
The Home Depot, Inc.	2.9%	2.64										
The Procter & Gamble Company	2.8%	2.28										
Chevron Corporation	2.3%	2.46										

To review Factor Scores, please reach out to us at  
+1 212.835.1952 or [info@jhwhitney.com](mailto:info@jhwhitney.com)

\*Score Classified as High-Risk

\*Score Classified as Low-Risk



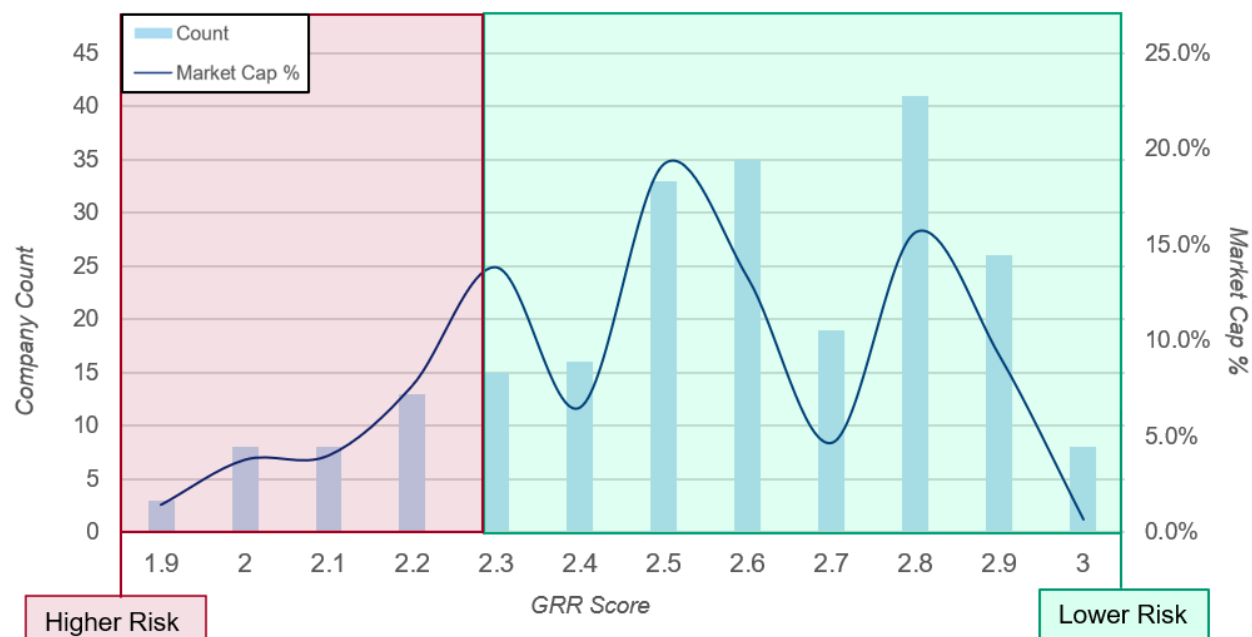
Data As of December 19, 2023

### NASDAQ 100

Name	Market Weight	GRR Score	Country of Incorporation	Foreign Ownership	Geographic Revenue	Geographic Assets	JVs	Customers	Suppliers	Strategic Alliances	Board	SAM
Apple Inc.	15.1%	2.02	To review Factor Scores, please reach out to us at +1 212.835.1952 or info@jhwhitney.com									
Microsoft Corporation	13.7%	2.37										
Alphabet Inc.	8.5%	2.55										
Amazon.com, Inc.	7.8%	2.55										
NVIDIA Corporation	6.0%	2.37										
Meta Platforms, Inc.	4.4%	2.28										
Tesla, Inc.	4.0%	2.02										
Broadcom Inc.	2.6%	2.28										
Costco Wholesale Corp.	1.5%	2.55										
ASML Holding N.V.	1.4%	2.08										

\*Score Classified as High-Risk

\*Score Classified as Low-Risk



Data As of December 19, 2023

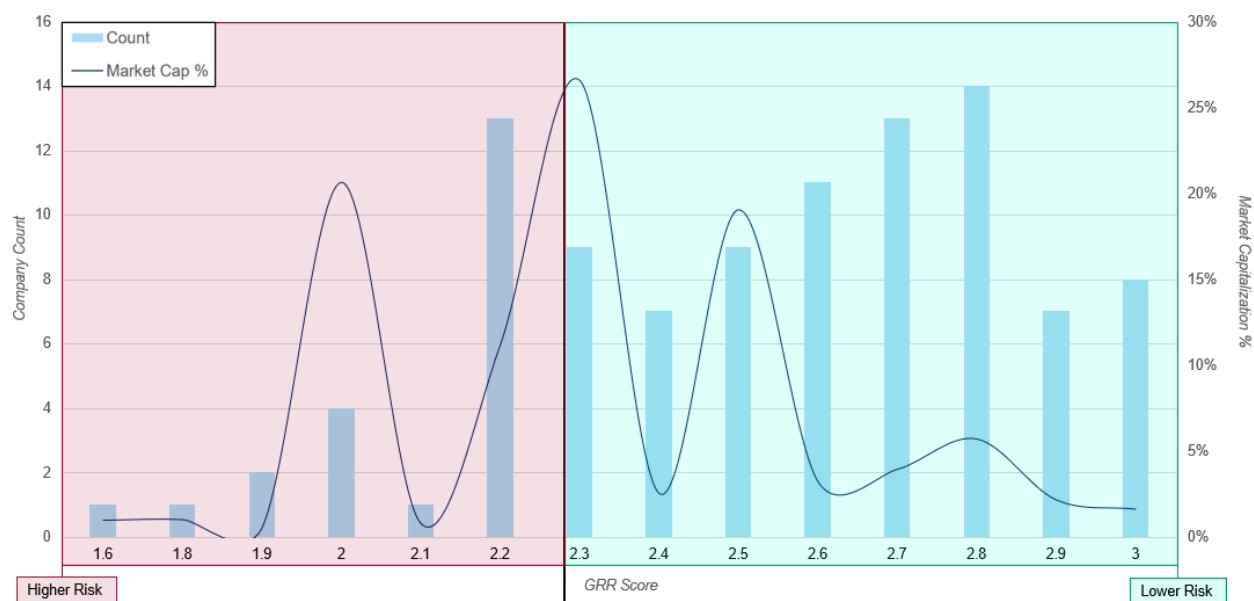
### Nikkei 225

Name	Market Weight	GRR Score	Country of Incorporation	Foreign Ownership	Geographic revenue	Geographic Assets	JVs	Customers	Suppliers	Strategic Alliances	Board	SAM
Toyota Motor Corporation	6.1%	2.38										
Sony Group Corporation	2.9%	2.29										
Keyence Corporation	2.6%	2.56										
Nippon Telegraph & Telephone	2.5%	2.91										
Mitsubishi UFJ Financial Group	2.5%	2.56										
Shin-Etsu Chemical Co., Ltd.	2.0%	2.64										
Tokyo Electron Limited	2.0%	2.73										
Fast Retailing Co., Ltd.	1.9%	2.47										
Hitachi, Ltd.	1.6%	2.20										
KDDI Corporation	1.6%	2.82										

To review Factor Scores, please reach out to us at  
+1 212.835.1952 or [info@jhwhitney.com](mailto:info@jhwhitney.com)

\*Score Classified as High-Risk

\*Score Classified as Low-Risk



Data As of December 19, 2023